



10 r.p. inf.

10 r.p. giov.

4 r.p. inf.

4 r.p. giov.

Fig. 10 - *Pipile jacutinga*: due remiganti primarie della livrea « infantile » (la 10^a e la 4^a) presenti - immature - alla schiusa e le corrispondenti (dopo maturazione e cambio avvenuto tra il 22° e l'84° giorno di età) della livrea « giovanile ». La caduta poi di queste ultime, per l'assunzione di quelle della livrea di « adulto » inizierà verso il 112°-120° giorno di età e si protrarrà per diverse settimane.

Procedendo da sinistra verso destra le rispettive lunghezze delle penne raffigurate sono: 10^a r.p. infantile mm 90; 10^a r.p. giovanile mm 223; 4^a r.p. infantile mm 184; 4^a r.p. giovanile mm 255.

duzione in cattività di talune specie di *Mitu* e di *Crax*, generi non più sistematicamente tanto vicini a *Pipile*.

Ciò sta a dimostrare come le svariate forme del ceppo *Cracidae*, mentre hanno già subito un notevole differenziamento morfologico tanto da essere raggruppate in generi ed anche - secondo taluni sistematici - in sottofamiglie diverse, ancora non sono pervenute a un differenziamento fisio-etologico come pure (in seguito a numerose esperienze di ibridologia interspecifica e intergenerica da cui risulta che gli ibridi sono in entrambi i casi perfettamente fecondi nei due sessi) non è stato raggiunto il differenziamento genetico.

Pisa, 15 febbraio 1968.

BIBLIOGRAFIA

- BONAPARTE P. - 1856 - *Compt. Rend. Acad. Sci.*, Paris, 42, p. 877.
- BRONZINI E. - 1946 - Dieci anni di attività avicola del Giardino Zoologico di Roma. - *Riv. Ital. Ornit.*, anno XVI, serie II, p. 3-24.
- D'AUBUSSON M. - 1908 - Sur l'acclimatation et la domestication des Pénélopes. - *Bull. Soc. Zool. Acclim. de Fr.*, 55, p. 353-364.
- GEOFFROY SAINT-HILAIRE M.A. - 1870 - Note sur quelques reproductions d'oiseaux obtenues en 1868 et 1869 au Jardin Zoologique d'Acclimatation de Bois de Boulogne. - *Bull. Soc. Zool. Acclim. de Fr.*, p. 137.
- PETERS J.L. - 1934 - Check-List of Birds of the World. - Vol. II; *Harvard Univ. Press.*, p. 22.
- TAIBEL A.M. - 1953 - Osservazioni sulla riproduzione e allevamento in cattività di *Penelope s. superciliaris* Temm. e *Ortalis g. garrula* (Humb.). - *Riv. Ital. Ornit.*, serie II, p. 85-122.
- TAIBEL A.M. - 1954 - Osservazioni sulla esplicazione delle « cure parentali » negli uccelli dei generi *Penelope* e *Ortalis*. - *Riv. Sci. Nat. « Natura »*, vol. XLV, p. 1-14.
- TAIBEL A.M. - 1957 - Osservazioni sulla riproduzione e allevamento in cattività di *Penelope purpurascens brunnescens* Hell. e Con. e *Penelope pileata* Wagl. - *Boll. Giard. Zool. Milano e Torino « Zoo »*; anno III, vol. III, fasc. 1, p. 3-28.

RIASSUNTO

Viene annunciata la nascita, ottenuta per la prima volta in cattività, di *Pipile jacutinga* (Cracidae - Galliformes) e vengono fornite notizie biologiche riguardanti l'uovo, il periodo embriogenetico, il pulcino e il suo accrescimento.

SUMMARY

It is announced the birth, obtained for the first time in captivity, of *Pipile jacutinga* (Cracidae - Galliformes) and biological news concerning the egg, the embryogenetic period, the chick and its growth is given.

PETRU BANARESCU

Academia R.S. Romania
Institutul de Biologie «Tr. Savulescu», Bucuresti

REMARKS ON THE GENUS *CHELA* HAMILTON-BUCHANAN
(PISCES, CYPRINIDAE) WITH DESCRIPTION
OF A NEW SUBGENUS

A revision of the Oriental minnow genus *Chela* was recently published by SILAS (1958) who recognizes seven species, one of them, (*Ch. fasciatus*), being new; he ascribed them to three subgenera, two of them new. He has not seen specimens from two species he accepted as valid, *Ch. maassi* and *Ch. mouhoti*. Prior to this (SILAS, 1956) he studied the type specimens of *Eustira ceylonensis* - a species which most authors considered congeneric with the species presently included in the genus *Chela* - and concluded that this nominal species is a synonym of *Danio malabaricus*.

I had the opportunity to study specimens of *Chela maassi*, a species not seen by SILAS, and found that they differ from the other species within the genus in having the pharyngeal teeth on two rows, deserving thus subgeneric rank. Besides this, I found that two series of specimens from Thailand are intermediate between *Ch. coeruleostigmata* and *Ch. mouhoti*, so that I concluded that both are synonym.

The specimens examined belong to the following collections: Academy of Natural Sciences of Philadelphia (A.N.S.P.), British Museum, Natural History (B.M.N.H.), Zoologisches Staatsinstitut u. Museum, Hamburg (H.Z.S.), Institutul de Biologie «Tr. Savulescu», Bucuresti (I.B.T.S.), Muséum National d'Histoire Naturelle Paris (M.N.H.N.), Rijksmuseum van Natuurlijke Historie, Leiden (R.M.N.H.), Senckenberg Museum, Frankfurt a.M. (S.M.F.), Stanford University, Museum of Zoology (S.U.), Zoologhicheskii Institut Akademii Nauk, Leningrad (Z.I.A.N.), Zoological Survey of India, Calcutta (Z.S.I.).

SYSTEMATIC ACCOUNT.

Subgenus **Chela** Hamilton Buchanan, 1922 s. str. (= *Laubuca* Bleeker, 1860, *Cachius* Günther, 1868).

1. **Chela cachius** (Hamilton Buchanan, 1822)

(For synonymies see SILAS, 1958).

Specimens examined:

s.U. 41182, Sheonath R., Bistrampur, Central Provinces, India, leg. Herre, 1940 December, 1 spec., 36.5 mm standard length.

I.B.T.S. 1132, Barakar R., Hazaribagh, Bihar, India, 2 spec., 33.0 and 42.0 mm (received from z.s.i., determined *Ch. laubuca*).

The three available specimens agree with the description of this species by DAY, SILAS, etc.

2. **Chela laubuca** (Hamilton-Buchanan, 1822). Figs. 1-3.

(For synonymies see SILAS, 1958).

Specimens examined:

B.M.N.H. 1889. 2. 1. 1356-1359, Madras, don. F. Day, 4 spec., 37.1 - 62.5 mm.

B.M.N.H. 1889. 2. 1. 1348. Asam, don. F. Day, 1 spec., 43.0 mm.

B.M.N.H. 1889, 2. 1. 1349-1354, Orissa, don. F. Day, 3 spec., 39-46 mm.

B.M.N.H. 0741, Orissa, don F. Day, 1 spec., 57.1 mm.

H.Z.S. 2119, Nishangara, Varei, R., Ganges drainage, 1 sp., 34.8 mm. (determ. *L. laubuca* by MEINKEN).

H.Z.S. 17740 (Old Catal. number!), 5 spec., 17.0 - 32.5 mm.

H.Z.S. 3187, Assam, 2 spec., 27.0 - 33.2 mm. (det. *L. laubuca* by MEINKEN).

A.N.S.P. 54000, Sumatra, 1 spec., 57.5 mm., determ. *Laubuca* sp.

D 3/7-9; A 3/18-22; L. lat. 33 $\frac{7-7\frac{1}{2}}{2\frac{1}{2}-4}$ 37.

The most variable plastic character is the body maximum depth which ranges, in the specimens examined, between 26.6 and 34.0% of standard length.

I have some hesitation in accepting SMITH's (1945) and SILAS's (1958) synonymization of *Laubuca siamensis* Fowler with *Chela laubuca*.

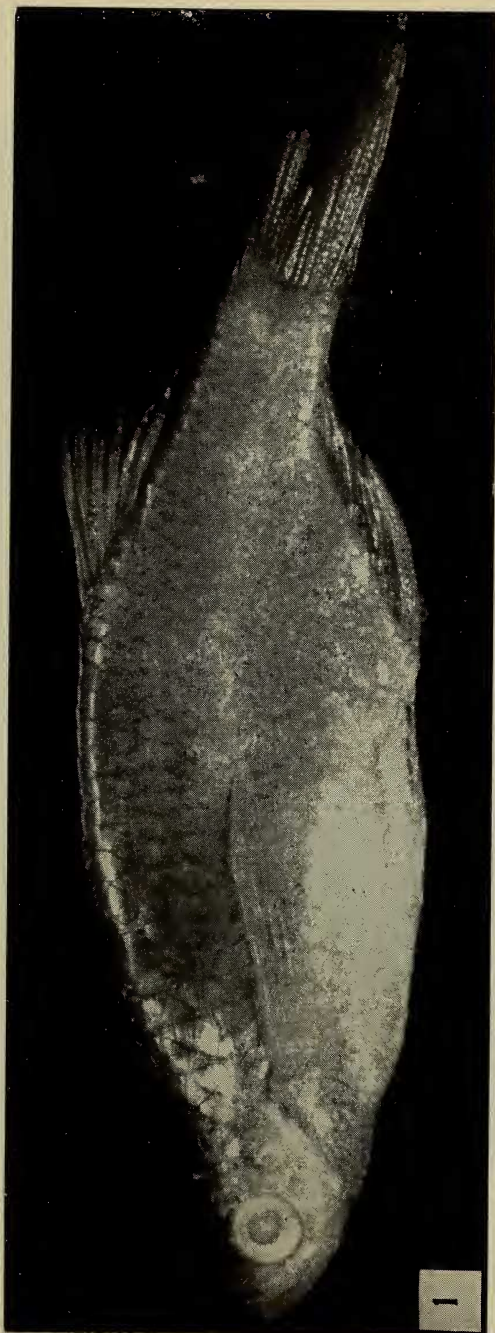


Fig. 1 - *Chela laubuca* (Hamilton-Buchanan), Madras. B.M.N.H. 1889. 2, 1, 1356.

The characters of *L. siamensis* mentioned in the original description (FOWLER, 1939) agree with those of *Ch. laubuca* (D $3/8$; L. lat. $35 \frac{7}{2}$, depth 28.6 - 31.2% of standard length) but, according to the original



Fig. 2 - *Chela laubuca* (Hamilton-Buchanan). Sumatra A.N.S.P. 54000.
 Fig. 3 - *Chela laubuca* (Hamilton-Buchanan). Type of *Laubuca siamensis* Fowler.
 A.N.S.P. 68496. Courtesy of Dr. J. Böhlke.

figure and to a photograph of the type specimen (Fig. 3), kindly presented me by Dr. J. BOHLKE, this fish has a different habitus, with dorsal profile almost horizontal and mouth directed upwards, as in *Ch. maassi*.

3. *Chela coeruleostigmata* (Smith, 1931). Figs. 4,5.

Synonyms: *Laubuca coeruleostigmata* SMITH, 1931 (Menam Chao R.); *Chela coer.*, SMITH, 1945; *Chela mouhoti* SMITH, 1945 (Pasak R. at Pechabun, Central Siem); *Chela coeruleostigmata*, SILAS, 1958 (re-

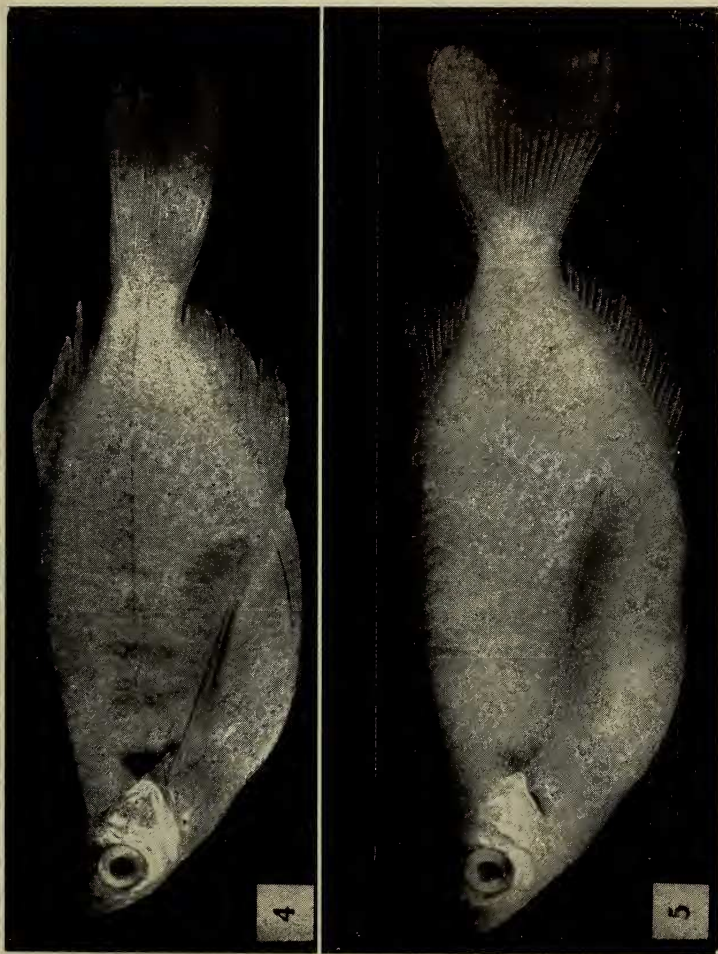


Fig. 4 - *Chela coeruleostigmata* (Smith). No locality. S.M.F. 8968.
 Fig. 5 - *Chela coeruleostigmata* (Smith). Near Bangkok. S.M.F. 3932.

xamination of type specimens); *Ch. mouhoti*, SILAS, 1958 (reference).

Specimens examined:

S.M.F. 8968, 3 spec., 37.5 - 47.3 mm. (no locality; obtained from Tropicarium, Frankfurt).

S.M.F. 3932, near Bangkok, leg. H. Schmidt, 1956, 11 spec., 38.5 - 52.6 mm.

D $3/(10)$ 11-12; A $3/(19)$ 20-21; L. lat. $32 \frac{7-7\frac{1}{2}}{4-5}$ 35; Sp. br. 10-12; Predorsal scales 16 - 18; Circumpeduncular scales 13 - 14 (15).

Body proportions in % of standard length (the first values refer to the 10 larger specimens from the series S.M.F. 3932, the following values to the 3 other specimens):

Maximum body depth:	36.4 - 40.7% (38.95) - 34.0 - 43.1%
Caudal peduncle length:	11.4 - 14.8% (12.92) - 11.5 - 14.0%
Least depth:	10.1 - 12.0% (11.46) - 10.7 - 11.8%
Predorsal distance:	61.0 - 67.0% (64.24) - 63.5 - 68.0%
Preanal distance:	65.1 - 70.5% (68.1) - 67.0 - 70.0%
Prepelvic distance:	42.5 - 51.8% (48.06) - 47.7 - 49.5%
Pectoral origin-pelvic origin distance:	24.8 - 28.0% (26.31) - 21.9 - 33.8%
Pelvic origin-anal origin distance:	21.6 - 25.2% (23.31) - 21.4 - 23.8%
Pectoral length:	42.5 - 46.0% (44.34) - 44.0 - 46.0%
Pelvic length:	18.2 - 21.4% (20.2) - 21.6 - 24.0%
Head length:	23.2 - 26.0% (25.07) - 26.0 - 26.9%
Snout length:	4.7 - 7.0% (5.94) - 6.95 - 8.65%
Eye diameter:	7.1 - 8.3% (7.72) - 7.0 - 9.2%
In % of head length:	
Snout length:	20.2 - 26.2% (23.7) - 25.8 - 33.0%
Eye:	27.8 - 34.0% (31.13) - 26.6 - 34.0%
Eye diameter in % of interorbital width:	57.9 - 73.0% (62.8) - 52.5 - 65.5%.

SMITH (1945) considers *Ch. coeruleostigmata* and *Ch. mouhoti* as distinct species and gives the following differences between them:

coeruleostigmata: L. lat. $35 \frac{9}{3-4}$; scales around least depth 12; a blue spot on top of head, another in front of dorsal; a dark spot on shoulder and 4-9 short vertical stripes above pectoral

mouhoti: L. lat. $31 \frac{7}{5}$; scales around least depth 14; no blue spots; a round blackish spot on shoulder but no vertical stripes on sides.

The specimens examined link together both nominal species: the specimens S.M.F. 3932 have 33 - 35 scales in lateral line, 7 - $7\frac{1}{2}$ above,

4-5 below lateral line to pelvic origin; in the three other specimens the values are: 33-34, 7 and respectively 3. The spot on shoulder is well marked in all specimens; the vertical stripes can be recognized in some specimens from the larger series and in two specimens from the small series; they are lacking in the other specimens from the same series.

I therefore believe that *mouhoti* and *coeruleostigmata* are conspecific and that the small differences indicated by SMITH in their original descriptions are due to local (not even subspecific) variation.

Subgenus *Malayochela* nov.

Type species: *Eustira maassi* Weber & De Beaufort.

DIAGNOSIS: Body rather elongate; dorsal with 7, anal with 10-11 branched rays. Pharyngeal teeth on two rows. Lateral line complete, rather gently bent, with 28 - 34 scales; 8-9 scales in oblique line. Mouth strongly oblique, almost vertical; tip of snout often directed upwards.

DERIVATIO NOMINIS: After Malaya, the range of this subgenus being restricted to countries inhabited by people speaking languages of the Malayan family.

DISCUSSION. The main character of this subgenus are the pharyngeal teeth on two rows. The number of rows of teeth is in general considered a generic character within the subfamily Cultrinae, yet in one species, *Hemiculter bleekeri* (= *Toxabramis argentifer*), the teeth are usually on three rows, but in a few specimens they are (at least on one side) on two. The number of rows of teeth varies also within other genera of Cyprinidae, such are *Zacco* (subfamily Danioninae), *Xenocypris* (Xenocyprininae), *Sarcocheilichthys* (Gobioninae) and several genera of Leuciscinae.

WEBER & DE BEAUFORT do not mention the number of teeth rows in *Ch. maassi*, neither in the original description (1912) nor in their 1916 main work. SILAS (1958) ascribes *E. maassi* to his subgenus *Allochela*, with which *maassi* actually bears some similarity in its rather short anal fin and somewhat elongate body; yet in *Ch. fasciatus*, type of *Allochela*, the are on three rows.

4. **Chela (Malayochela) maassi** (Weber & De Beaufort, 1912).
Figs. 6-7.

Synonyms: *Chela acinaces* (not of VALENCIENNES), DUNCKER, 1904 (Muar R., Tubing Singgi, Malaya); *Eustira maassi* WEBER & DE BEAU-

FORT, 1912 (Gunun Sahilan, on Kamper R., Sumatra); *Laubuca* (*Eustira*) *maassi*, WEBER & DE BEAUFORT, 1916 (same locality); *Chela* (*Allochela*) *maassi*, SILAS, 1958 (reference).




Fig. 6 - *Chela* (*Malayochela*) *maassi* (Weber & De Beaufort), Mosi R., Sumat a. R.M.N.H. 16886.
 Fig. 7 - *Chela* (*Malayochela*) *maassi* (Weber & De Beaufort), Muar R., Malaya H.Z.S. 8495.

Specimens examined:

R.M.N.H. 16886, Moesi R., Sumatra, leg. C. Kramer, 22-V-1939, 1 specimen, 40.0 mm. st. length.

M.N.H.N. 91419, Borneo, leg. Chaper, 1 spec., 29.0 mm, determined *Chela megalolepis*.

H.Z.S. 8495, Muar R., Tubing Singgi, Malaya, 2 spec., 25.3 and 26.1 mm. determined (by DUNCKER) as *Chela acinaces*.

D 3/7; A 3/10-11; L. lat. $28 \frac{6-6\frac{1}{2}}{1-1\frac{1}{2}}$ 31; D. phar. 5.2 - 3.5; 5.3 - 3.4; 4.2 - 2.5 or 5.2 - 2.4.

Body depth 27.6 - 29.5 % of standard length; caudal peduncle length 15.5 - 17.6 %; least depth 9.1 - 10.7 %; predorsal distance 64.8 - 70.0%; preanal 65.5 - 71.0%; preventral 52.0 - 45.5%; distance from pectoral to pelvic 27.6 - 31.0%; from pelvic to anal 19.2 - 21.8%; head length 24.2 - 26.8%; snout 5.8 - 7.0%; eye diameter 5.5 - 7.7%; snout 23.8 - 28.6% of head; eye diameter 22.4 - 28.6% of head and 46 - 86% of interorbital width. Mouth almost vertical; snout (in the available specimens) directed upwards; a rather strong concavity at nape. Scales beginning at nape, slightly behind vertical from posterior margin of preopercle.

Colour pattern (in the Moesi R., specimen, the only well preserved): brown above; a median dark stripe from nape to dorsal and caudal; scales bordered with blackish. Sides silvery, with slight darker blotches; a dark stripe from front of eye across opercle to caudal base where it becomes more intensive. Ventral face silvery, unspotted. Fins pale, their rays slightly bordered by blackish. Minute black spots on anal base.

This species was recorded up to day only from Sumatra; I identified it also in Borneo and Malaya.

Subgenus *Neochela* Silas, 19585. *Chela* (*Neochela*) *dadyburjori* (Menon, 1952). Fig. 8.

Synonyms: *Laubuca dadidurjori* (sic!) MENON, 1952 (Cochin, South India) (*L. dadiburjori* in other places in the same paper!); *Chela* (*Neochela*) *dadyburjori*, SILAS, 1958 (Trivandrum, Kerala, India).

Specimens examined:

H.Z.S. 1766, no locality, don. E. Roloff, 2 spec., 26.1 and 22.5 mm. st. length.

D 3/6; A 3/10; L. lat. 7; Sq. 31-32; Predors. scales 17.

Body depth 26.7 - 29.8% of st. length; caudal peduncle 22.3 - 27.6%; least depth 8.8 - 9.35%; predorsal distance 62.5 - 65.5%; prea-

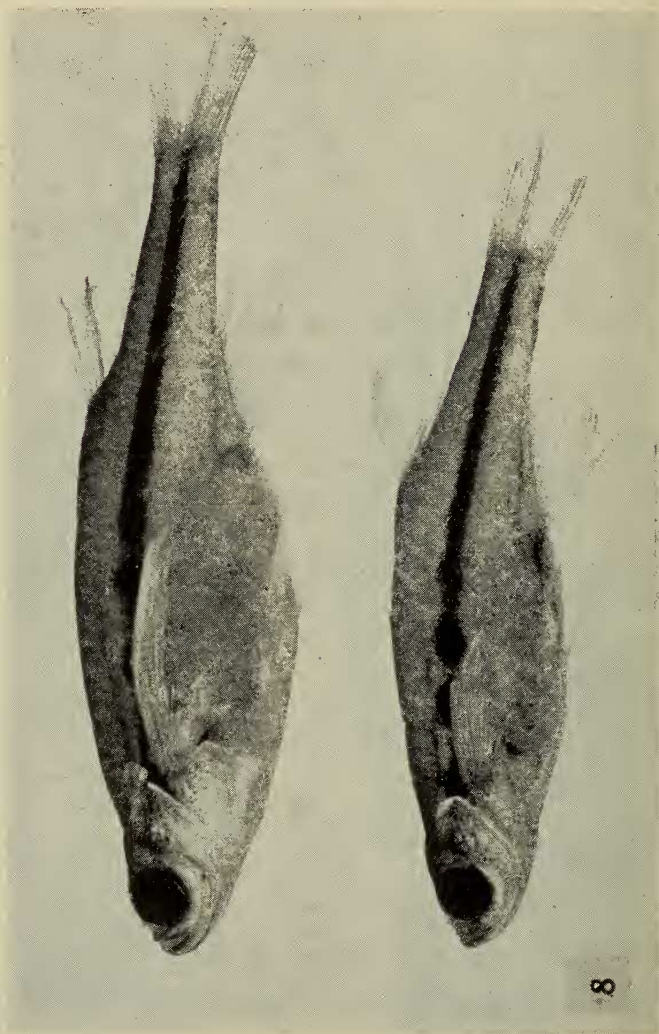


Fig. 8 - *Chela* (*Neochela*) *dadyburjori* (Menon). No locality. H.Z.S. 1766.

nal 61.5 - 64.9%; preventral 42 - 44%; distance from pectoral to pelvic origin 18.3 - 23.0%; from pelvic to anal origin 17.3 - 19.1%; head 23.6 - 23.8%; snout 5.7 - 5.8%; eye diameter 6.9 - 7.6%; snout 24.2 - 24.6% of head; eye 29.0 - 33.0% of head.